

Humboldt County COVID-19 Dashboard

Overall Alert Level

3

Follow local and state health orders and guidance.

Level 1	New Normal - Cases are somewhat sporadic, and contact tracing can be used to control the virus. Take everyday enhanced precautions.
Level 2	Moderate Risk - Moderate number of cases with majority of cases from a known source. Increase efforts to limit personal exposure.
Level 3	High Risk - Many cases with conditions for community spread, with many undetected cases likely. Limit everyday activities to increase safety.
Level 4	Very High Risk - Widespread outbreak that is growing with many undetected cases. Take strong measures to limit all contact.

The Overall Alert Level is based on the highest level of the following categories:

3	1	2
----------	----------	----------

Spread of COVID-19 Illness

Health Care System Capacity

Effectiveness of Disease Control

Cumulative Totals

14,661	217	17	184	4
---------------	------------	-----------	------------	----------

Tests

Confirmed Cases

Hospitalizations

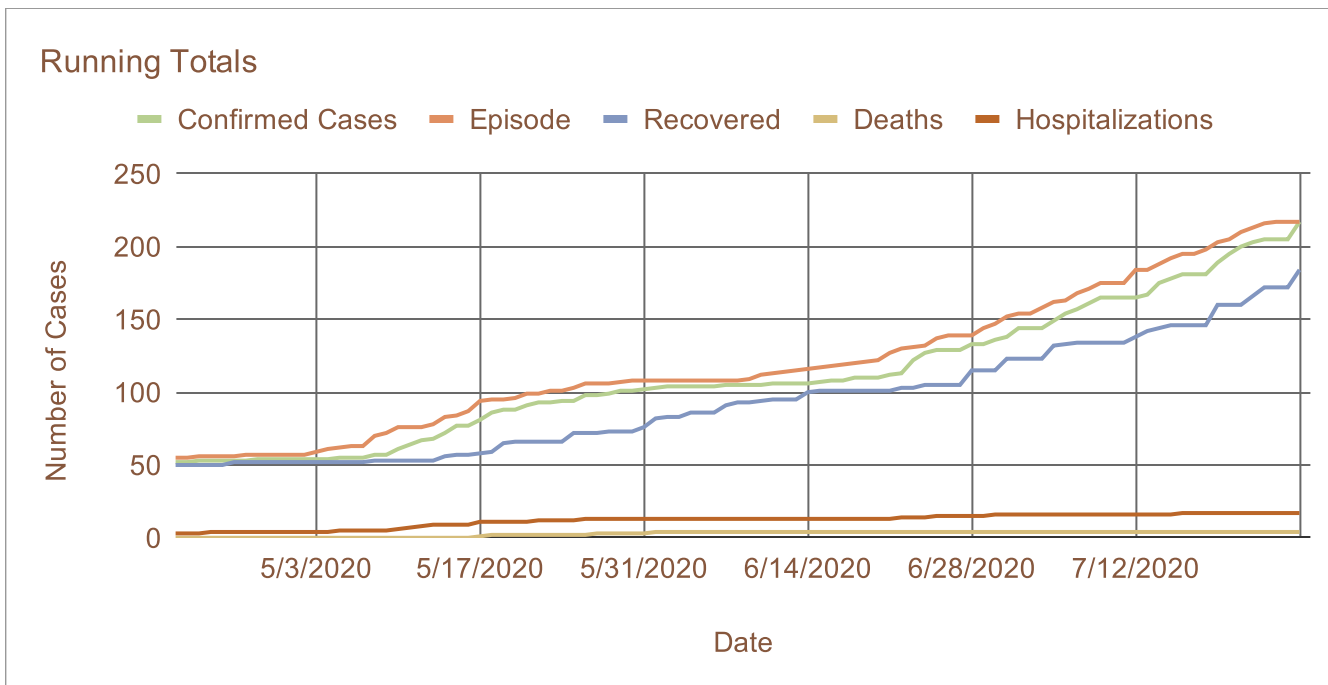
Recovered

Deaths

Daily Data - Last Updated: 7/27/2020

Daily Totals

285	12	0
Tests	Confirmed Cases	Deaths



Public Health Laboratory Info

Supply capacity 2,700

Testing capacity 75

Turnaround time 24-72 Hrs

3.80%

Positivity Rate

(Over Past Week)

Transmission Type

Under Investigation

3.7%

Community Transmission

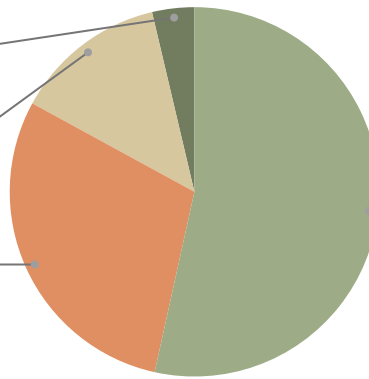
13.4%

Travel-Acquired

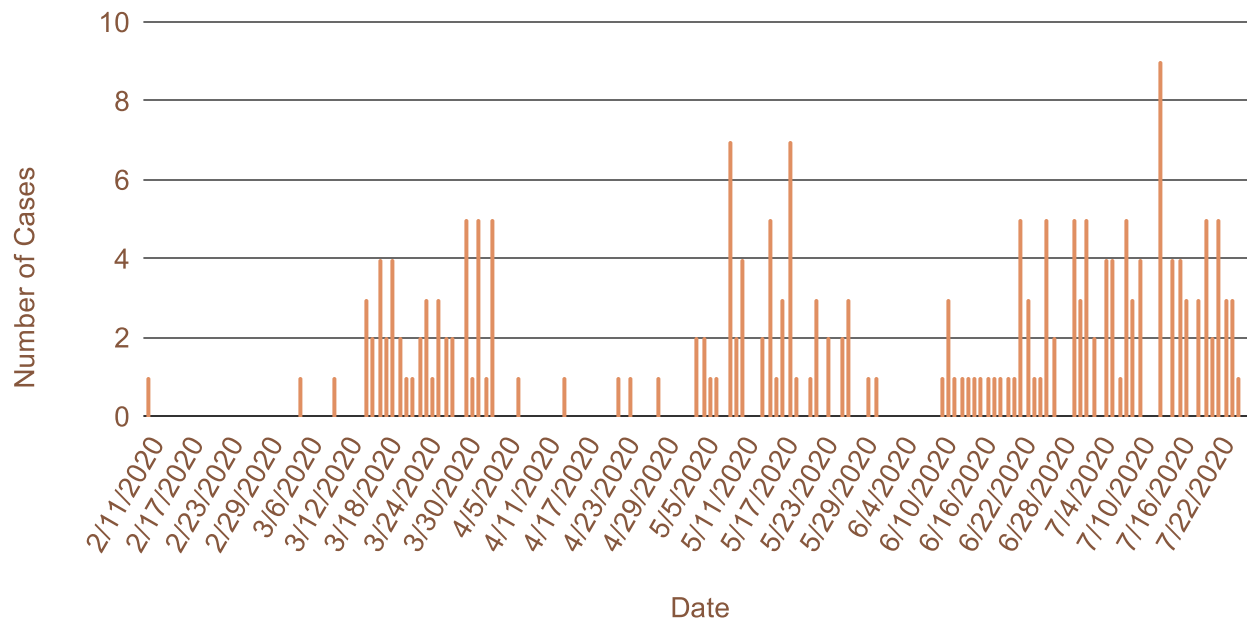
29.5%

Contact to a Known Case

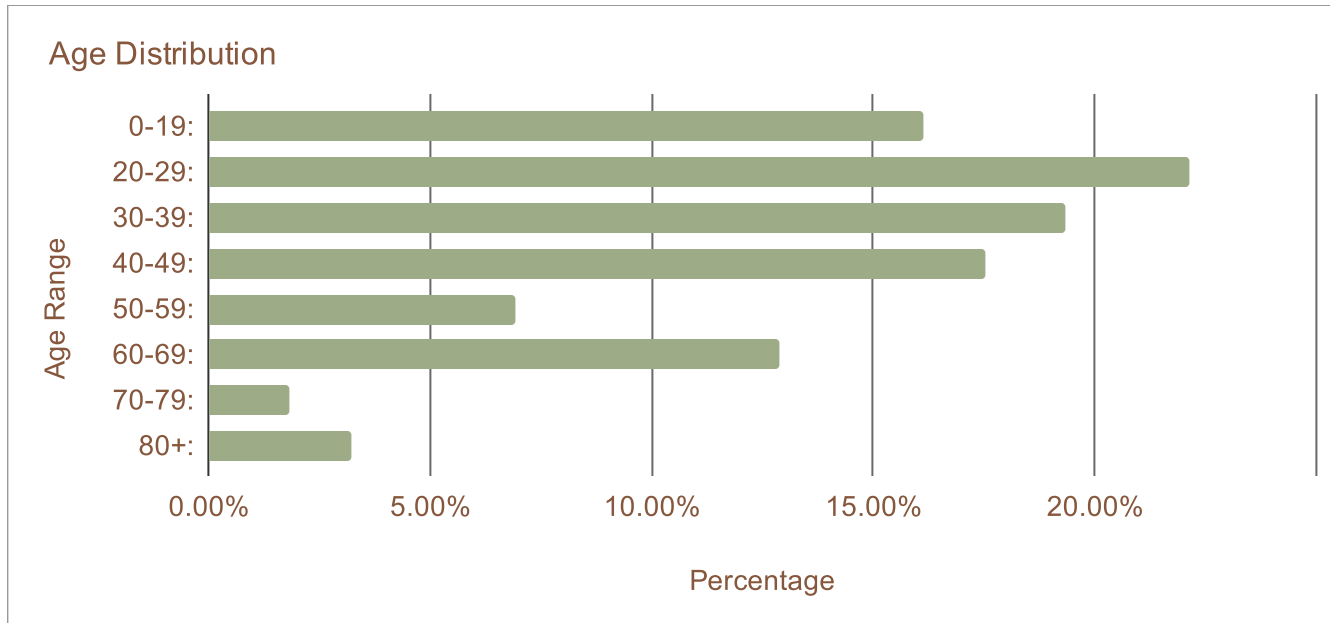
53.5%



Epidemiological Curve by Episode



Weekly Data - Last Updated: 7/27/2020



Cumulative Positive Test Rate
since 2/11/2020

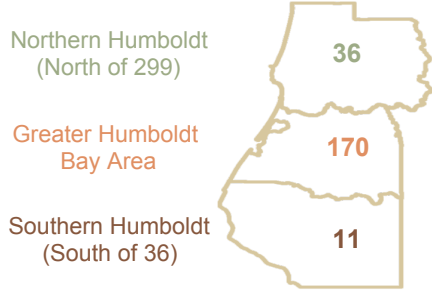
1.48%

Current Infection (Diagnostic)

1.57%

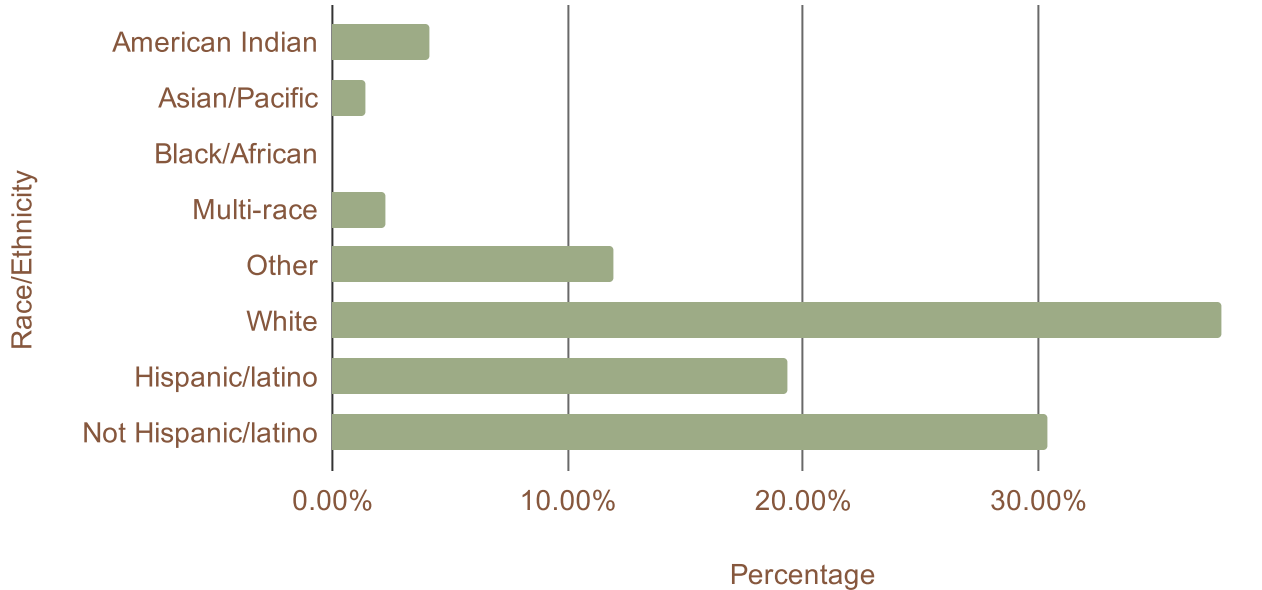
Previous Infection (Antibody)

Geographic Distribution



Case-doubling time	45 days
% increase in cases from previous week	11.28%

Race and Ethnicity Distribution



Estimated Percent of Population Tested for Current Infection

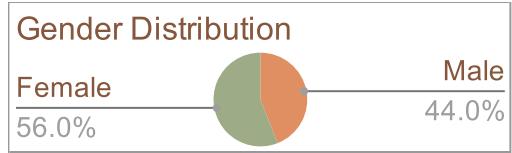
Region	%
Humboldt County	10.83%
California	18.27%
United States	15.63%

Estimated Rate of Confirmed Cases (per 100,000)

Region	Testing Rate
Humboldt County	160
California	1,153
United States	1,294

Monthly Data - Last Updated: 7/6/2020

39
Mean Age of Cases



Symptom Distribution

