

HUMBOLDT REGIONAL

# Climate Action Plan



An aerial photograph of a coastal region, likely Humboldt County, California. The image shows a large bay or estuary in the center, surrounded by green hills and mountains. A sandy beach with white surf is visible in the foreground. The text is overlaid on the image.

# **Project Goal**

**A regional Climate Action Plan,  
adopted by each jurisdiction, to reduce  
greenhouse gas emissions throughout  
Humboldt County**

# Climate Action Planning Steps



# High-Level Timeline

Fall 2018

Regional  
CAP  
Launch

Inventory  
and  
Forecast

Measure  
Creation,  
Selection,  
Narrative

April 2022

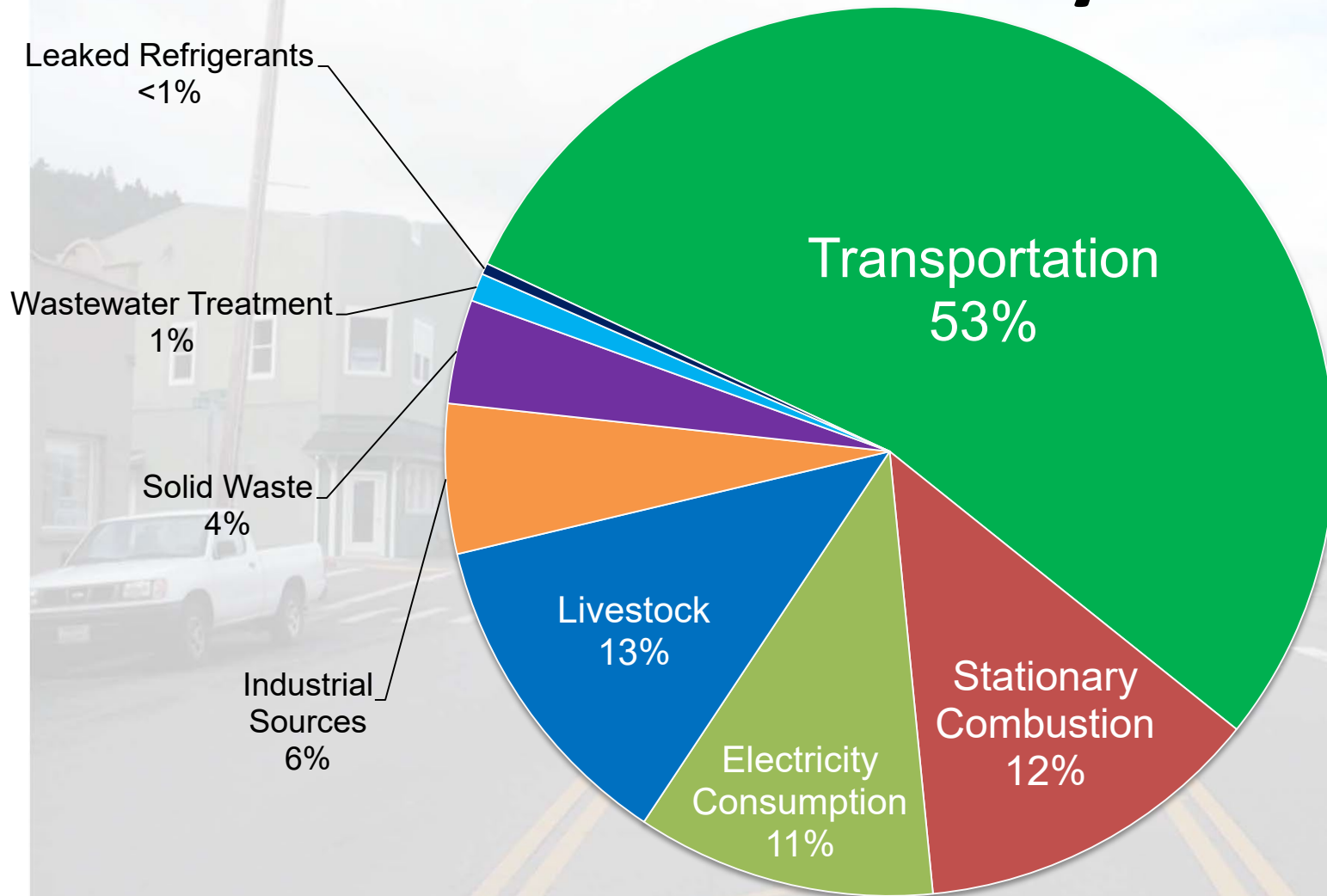
Public review  
draft complete

Draft EIR

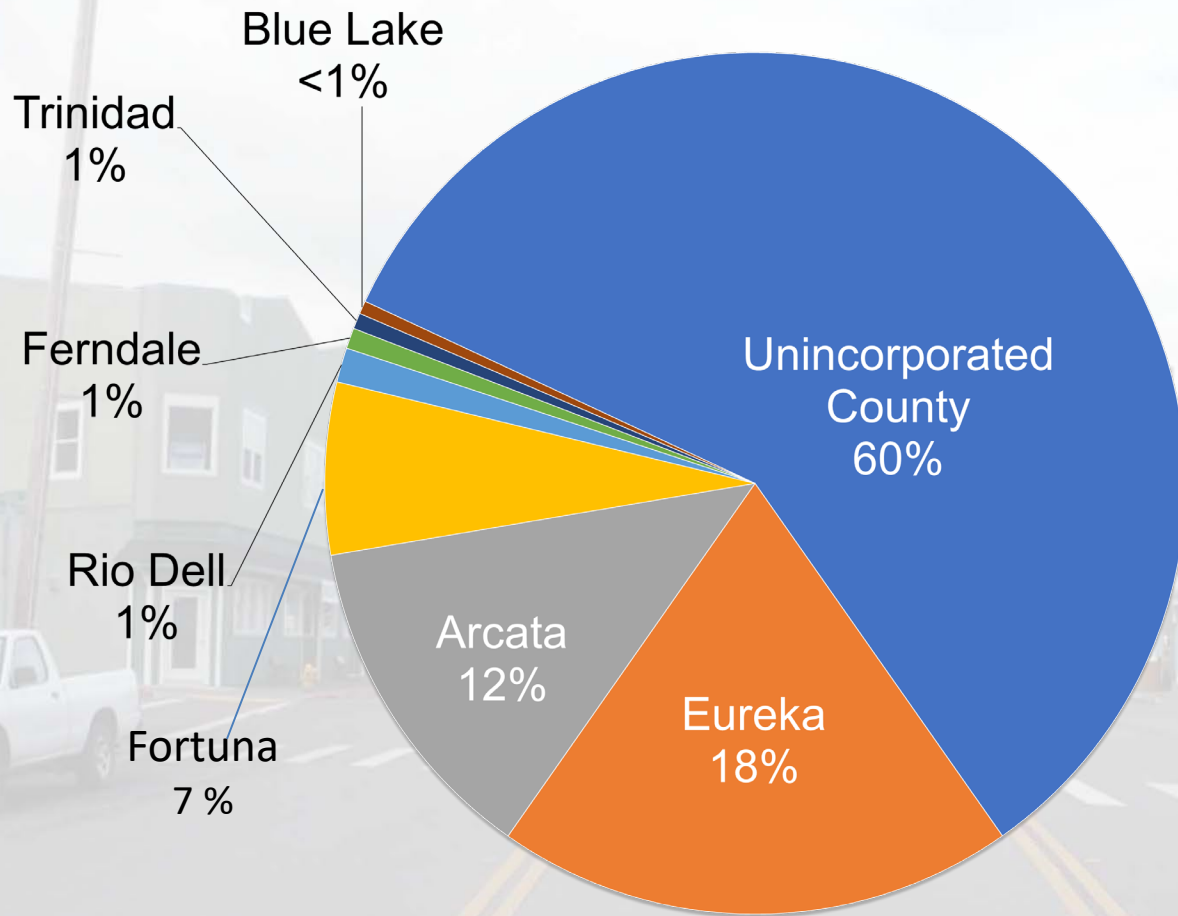
Public  
hearings,  
CAP  
adoption

August  
2023

# 2015 County-Wide GHG Inventory



# 2015 Emissions by Jurisdiction





# State GHG Targets

**2020:** 1990 levels (AB 32)

**2030:** 40% below 1990 levels  
(SB 32)

**2045:** Statewide carbon  
neutrality by 2045 (net zero;  
EO B-55-18)

A photograph of a forest floor. In the foreground, a large, weathered log lies horizontally, partially covered in moss and small green plants. The background is filled with tall, slender trees, their trunks creating a vertical pattern. Sunlight filters through the canopy, creating dappled light on the forest floor.

**Recommended  
Humboldt County Target**  
40% below 1990 levels by 2030

# Sample GHG Reduction Strategies

- Increase density of development
- Add additional bike lanes
- Promote electric vehicles
- Provide more opportunity for transit use
- Increase use of low-carbon liquid fuels (i.e. renewable diesel)
- Switch from natural gas to electricity in buildings
- Increase energy efficiency of buildings

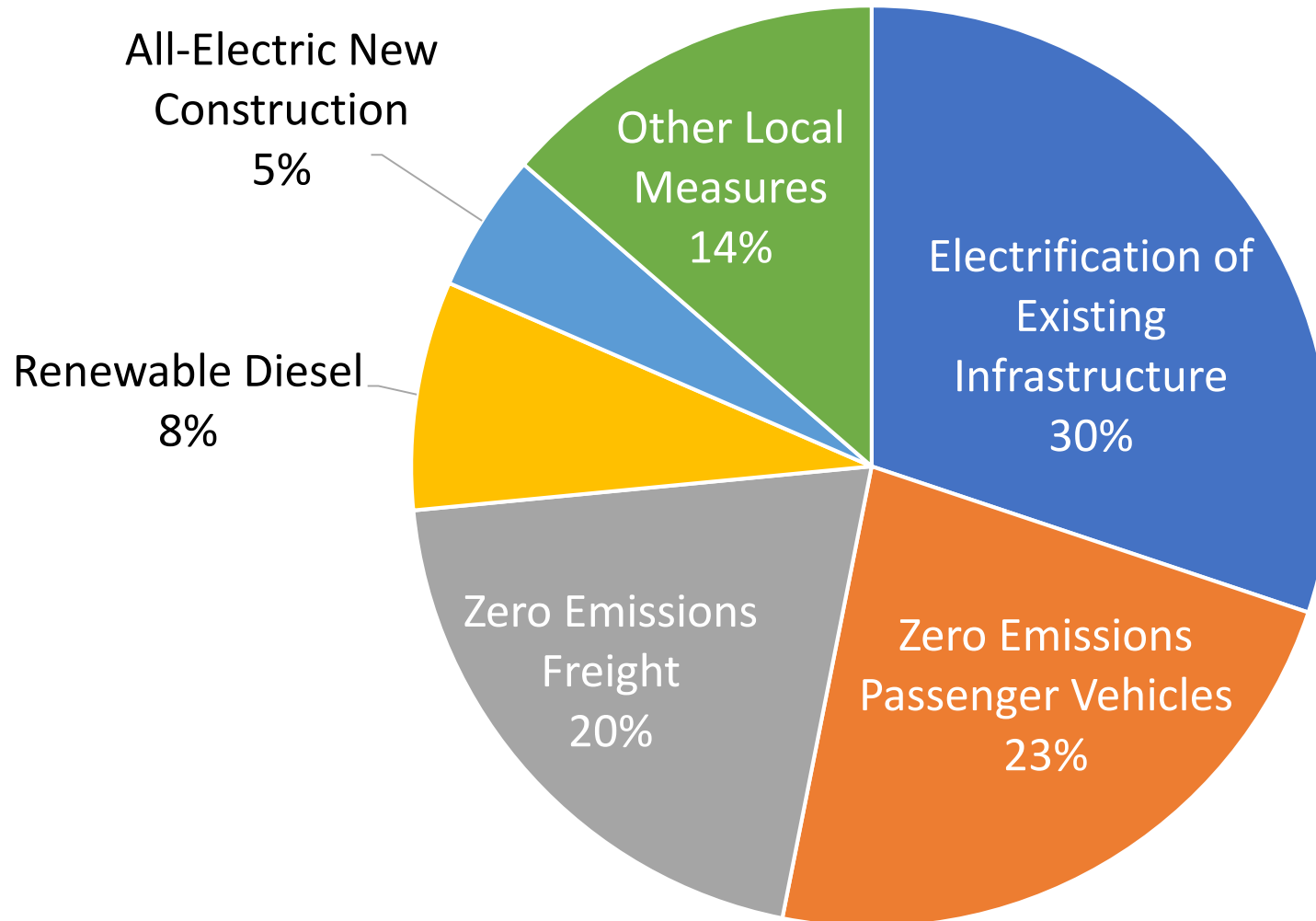
# Sample GHG Reduction Measures

- Assist with zoning and implementation of small renewable energy development
- Support RCEA RePower Humboldt goals
- Promote forest and agricultural land stewardship
- Reduce construction and event waste
- Expand greenwaste programs

# Humboldt County CAP

## Reductions From Top 5 Measures

GHG Reductions from CAP Measures



A large, weathered bronze statue of a fisherman stands on a wooden boat. The fisherman has a long, full beard and is wearing a wide-brimmed hat and a heavy, textured jacket. He is holding a large fishing net that drapes over the side of the boat. The background shows a harbor scene with a white boat docked at a pier, some buildings, and trees under a clear sky. The entire image has a light, semi-transparent overlay.

**What do you think?**