

**AMENDMENT TO AGREEMENT
FOR FERNDALE AND FORTUNA AREAS OF THE COUNTY OF HUMBOLDT**

This is an amendment to the Franchise Agreement (the "Agreement") entered into on October 14, 2008, and to amendments thereto previously executed by and between the County of Humboldt (COUNTY) and Eel River Disposal and Resource Recovery, Inc. (CONTRACTOR). The effective date of this Amendment is July 1, 2012.

RECITALS

WHEREAS, COUNTY and CONTRACTOR have entered into an Agreement for the handling and disposal of solid waste which is set to expire on June 30, 2018; and

WHEREAS, the Agreement and State law allow for the adjustment of rates charged by CONTRACTOR for the handling of solid waste pursuant to said Agreement; and

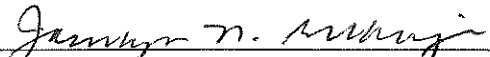
WHEREAS, Section 521-8(b) Chapter 1 of Division 2 of Title V of the Humboldt County Code provides for rate changes such as annual index-based adjustments, changes in the franchise fee and/or the recycling percentage set forth in the franchise agreement and changes in disposal and/or processing costs with total annual rate increase not exceeding eight percent (8%) be implemented by amendment to the agreement executed by the Franchise Contract Administrator; and

WHEREAS, the parties have agreed to amend the Agreement to adjust rates.

NOW, THEREFORE, IT IS AGREED as follows:


1. The rates which may be charged by CONTRACTOR pursuant to Section 15 of the above-referenced Franchise Agreement shall be as shown in Exhibit A attached hereto and incorporated by reference, and such Exhibit A shall supersede and replace prior Exhibit A of the Franchise Agreement, effective July 1, 2012.
2. Except as modified herein or by prior amendments, the October 14, 2008 Agreement shall remain in full force and effect. In the event of a conflict between the provisions of this amendment and the original agreement, or any amendments thereto previously executed, the provisions of this amendment shall govern.

IN WITNESS WHEREOF, the parties hereto have executed this amendment on the date set forth above.




Franchise Contract Administrator

APPROVED AS TO FORM:

BY: 
Deputy County Counsel

INSURANCE CERTIFICATES REVIEWED AND APPROVED:

BY: 
Risk Manager

EEL RIVER DISPOSAL & RESOURCE RECOVERY, INC.

BY: Harry A. Hardin 

TITLE: President

BY: Harry A. Hardin 

TITLE: Secretary

EXHIBIT A: FORTUNA/FERNDALE AREA FRANCHISE RATES
EFFECTIVE JULY 1, 2012

A Type of Service	B Last Year Base Rate		C Base Fuel		D Current Year Base Rate		E Fuel Adj. 0.1136	F Sub-Total	G Disposal \$ 113.21	H Sub-Total	I Franchise Fee 9%	J Total Rate	K Frequency of Service
	Base Rate	Base Fuel	CPI Adj.* 0.0255	Fuel Adj. 0.1136									

TABLE 1

20 Gallon Can	\$ 7.60	\$ 2.11	\$ 7.80	\$ 2.35	\$ 10.14	\$ 5.03	\$ 15.17	\$ 1.50	\$ 16.67	Weekly
32 Gallon Can	\$ 11.47	\$ 3.18	\$ 11.76	\$ 3.54	\$ 15.30	\$ 7.54	\$ 22.84	\$ 2.26	\$ 25.10	Weekly
45 Gallon Can	\$ 13.37	\$ 4.26	\$ 13.71	\$ 4.74	\$ 18.45	\$ 11.31	\$ 29.76	\$ 2.94	\$ 32.70	Weekly
OCCASIONAL 30 Gal.	\$ 3.52	\$ 0.98	\$ 3.61	\$ 1.09	\$ 4.70	\$ 1.74	\$ 6.44	\$ 0.64	\$ 7.07	Per pick-up
Single-Stream Recycling	\$ 4.05	\$ 3.18	\$ 4.15	\$ 3.54	\$ 7.70			\$	\$ 7.70	Bi-weekly pick-up

TABLE 2

LARGE CONTAINERS - Monthly Service

1.0 CY	\$ 27.12	\$ 7.53	\$ 27.81	\$ 8.38	\$ 36.19	\$ 50.76	\$ 86.95	\$ 8.60	\$ 95.55	Once per week
1.0 CY	\$ 54.11	\$ 15.02	\$ 55.49	\$ 16.72	\$ 72.21	\$ 101.51	\$ 173.72	\$ 17.18	\$ 190.90	Twice per week
1.5 CY	\$ 40.58	\$ 11.26	\$ 41.62	\$ 12.54	\$ 54.16	\$ 76.13	\$ 130.29	\$ 12.89	\$ 143.18	Once per week
1.5 CY	\$ 81.08	\$ 22.50	\$ 83.14	\$ 25.06	\$ 108.20	\$ 152.27	\$ 260.47	\$ 25.76	\$ 286.23	Twice per week
2.0 CY	\$ 49.38	\$ 13.70	\$ 50.64	\$ 15.26	\$ 65.90	\$ 101.51	\$ 167.41	\$ 16.56	\$ 183.97	Once per week
2.0 CY	\$ 98.57	\$ 27.35	\$ 101.08	\$ 30.46	\$ 131.54	\$ 203.02	\$ 334.56	\$ 33.09	\$ 367.65	Twice per week
3.0 CY	\$ 66.83	\$ 18.55	\$ 68.54	\$ 20.66	\$ 89.20	\$ 152.27	\$ 241.46	\$ 23.88	\$ 265.35	Once per week
3.0 CY	\$ 133.64	\$ 37.08	\$ 137.04	\$ 41.29	\$ 178.34	\$ 304.54	\$ 482.87	\$ 47.76	\$ 530.63	Twice per week
4.0 CY	\$ 84.38	\$ 23.42	\$ 86.53	\$ 26.08	\$ 112.62	\$ 203.02	\$ 315.64	\$ 31.22	\$ 346.86	Once per week
4.0 CY	\$ 168.67	\$ 46.81	\$ 172.97	\$ 52.13	\$ 225.10	\$ 406.05	\$ 631.14	\$ 62.42	\$ 693.57	Twice per week
6.0 CY	\$ 84.46	\$ 23.44	\$ 86.62	\$ 26.11	\$ 112.72	\$ 304.54	\$ 417.26	\$ 41.27	\$ 458.53	Once per week
6.0 CY	\$ 168.67	\$ 46.81	\$ 172.97	\$ 52.13	\$ 225.10	\$ 609.07	\$ 834.17	\$ 82.50	\$ 916.67	Twice per week
8.0 CY	\$ 84.46	\$ 23.44	\$ 86.62	\$ 26.11	\$ 112.72	\$ 406.05	\$ 518.77	\$ 51.31	\$ 570.08	Once per week
8.0 CY	\$ 168.67	\$ 46.81	\$ 172.97	\$ 52.13	\$ 225.10	\$ 812.10	\$ 1,037.19	\$ 102.58	\$ 1,139.77	Twice per week

LARGE CONTAINERS - Per Pick-up rates for one container for 7-day rental

20 YD	\$ 252.95	\$ 70.20	\$ 259.40	\$ 78.18	\$ 337.57	\$ 234.26	\$ 571.83	\$ 56.55	\$ 628.39
40 YD	\$ 361.41	\$ 100.30	\$ 370.62	\$ 111.69	\$ 482.31	\$ 468.52	\$ 950.83	\$ 94.04	\$ 1,044.87

TABLE 3

CONTAINER RENTAL RATES

	Prior Year Base Rate		Current Year Rate	
	Monthly	Daily	Monthly	Daily
1 YARD	\$ 37.60	\$ 18.26	\$ 38.77	\$ 18.83
1.5 YARD	\$ 37.60	\$ 19.55	\$ 38.77	\$ 20.16
2 YARD	\$ 44.98	\$ 20.92	\$ 46.38	\$ 21.57
3 YARD	\$ 50.19	\$ 21.93	\$ 51.75	\$ 22.62
4 YARD	\$ 50.19	\$ 23.24	\$ 51.75	\$ 23.96
6 YARD	\$ 62.62	\$ 24.63	\$ 64.57	\$ 25.39
8 YARD	\$ 62.62	\$ 24.63	\$ 64.57	\$ 25.39

CPI Adj.**

0.0312

*CPI less energy

**CPI