

**ELEVENTH AMENDMENT
CONSOLIDATED SOLID WASTE COLLECTION
FRANCHISE AGREEMENT FOR THE UNINCORPORATED FORTUNA/FERNDALE,
HOLMES/REDCREST, WEOTT/MYERS FLAT AND GARBERVILLE AREAS OF
HUMBOLDT COUNTY**

This Eleventh Amendment to the Consolidated Solid Waste Collection Franchise Agreement for the Unincorporated Fortuna/Ferndale, Holmes/Redcrest, Weott/Myers Flat and Garberville Areas of Humboldt County dated April 26, 2011, by and between the County of Humboldt, a political subdivision of the State of California, hereinafter referred to as "COUNTY," and Recology Humboldt County, a California corporation, hereinafter referred to as "CONTRACTOR," shall be effective as of July 1, 2019.

RECITALS

WHEREAS, on April 26, 2011, COUNTY and CONTRACTOR entered into a Solid Waste Collection Franchise Agreement for the handling and disposal of solid waste and recyclables in the unincorporated Garberville area of Humboldt County ("Franchise Agreement"), for the period of July 1, 2011 to December 31, 2020; and

WHEREAS, COUNTY and CONTRACTOR subsequently amended the Franchise Agreement ten (10) times, by amendments having effective dates of July 1, 2011, January 1, 2012, July 1, 2012, July 1, 2013, July 1, 2014, July 1, 2015, July 1, 2016, July 1, 2017, July 1, 2018 and September 1, 2018; and

WHEREAS, as part of the July 1, 2018 amendment, COUNTY and CONTRACTOR amended the Franchise Agreement to include the Fortuna/Ferndale, Holmes/Redcrest and Weott/Myers Flat franchise areas; and

WHEREAS, the Franchise Agreement and California law allow for the adjustment of the Maximum Service Rates which may be charged by CONTRACTOR for the handling and disposal of solid waste and provision of curbside recycling services pursuant to the Franchise Agreement, such as annual index-based adjustments, changes in the franchise fee and/or the recycling percentage or changes in disposal and/or processing costs; and


WHEREAS, the parties desire to amend the Franchise Agreement in order to adjust the Maximum Service Rates charged by CONTRACTOR for the handling and disposal of solid waste and recyclables pursuant to the Franchise Agreement.

NOW THEREFORE, the parties mutually agree as follows:


1. The Maximum Service Rates which may be charged by CONTRACTOR pursuant to Section 14 of the Franchise Agreement shall be as shown in the modified version of Exhibit A – Maximum Service Rates, which is attached hereto and incorporated herein by reference. Such Maximum Service Rates shall supersede and replace all prior Maximum Service Rates set forth in the Franchise Agreement, and all previous amendments thereto, as of the effective date of this Eleventh Amendment.
2. Except as modified herein, the Franchise Agreement dated April 26, 2011, as previously amended, shall remain in full force and effect. In the event of a conflict between the provisions of this Eleventh Amendment and the original Franchise Agreement, or any prior amendments thereto, the provisions of this Eleventh Amendment shall govern. Capitalized terms used, but not defined, herein shall have the meanings given to them in the Franchise Agreement.


IN WITNESS WHEREOF, the parties hereto have entered into this Eleventh Amendment as of the last date indicated below.

RECOLOGY HUMBOLDT COUNTY:

By: 
Michael J. Sangiacomo
President and Chief Executive Officer


Date: 6/17/19

By: 
Cary Chen
Corporate Secretary

Recology
Reviewed by: 
Legal


Date: 6/17/19

COUNTY OF HUMBOLDT:

By: 
Thomas K. Mattson
Franchise Contract Administrator

Date: 6/19/19

INSURANCE CERTIFICATES APPROVED:

By: 
Risk Management

Date: 6/21/19

LIST OF EXHIBITS:

Exhibit A – Maximum Service Rates

EXHIBIT A: GARBERVILLE, HOLMES, FORTUNA, FERNDAL, WEOTT, MYERS FLAT AREAS FRANCHISE RATES
 EFFECTIVE JULY 1, 2019

Based on Tipping Fee of:

\$136.06

TYPE OF SERVICE	1	2	3	4	5	6	7	8
	LABOR	FUEL	NOS	COMBINED BASE RATE	DISPOSAL FEES	RECYCLING COSTS	COMBINED RATE	FREQUENCY OF SERVICE
One cont.	One cont.	One cont.	One cont.	One cont.	Actual	One cont.	One cont.	

TABLE 1 Residential and Commercial Cart Rates

20 Gallon Cart	\$8.79	\$0.85	\$5.06	\$14.70	\$6.48	\$0.69	\$21.87	Weekly
30 Gallon Cart	\$13.07	\$1.24	\$7.50	\$21.81	\$9.72	\$1.03	\$32.56	Weekly
40 Gallon Cart	\$16.69	\$1.57	\$9.45	\$27.71	\$12.96	\$1.33	\$42.00	Weekly
64 Gallon Cart	\$20.35	\$1.73	\$10.51	\$32.59	\$20.73	\$1.76	\$55.08	Weekly
96 Gallon Toter	\$26.50	\$2.19	\$13.26	\$41.95	\$29.16	\$2.34	\$73.45	Weekly
OCCASIONAL 30 Gal.	\$4.31	\$0.48	\$2.83	\$7.62	\$1.50	\$0.30	\$9.41	Per pick-up

TABLE 2 Commercial Bin Rates

1.0 CY, 1 time per week	\$47.64	\$3.50	\$21.19	\$72.33	\$65.44	\$4.55	\$142.32	Weekly
2.0 CY, 1 time per week	\$95.60	\$7.04	\$42.60	\$145.24	\$130.88	\$9.12	\$285.23	Weekly
3.0 CY, 1 time per week	\$129.84	\$8.95	\$54.19	\$192.98	\$196.32	\$12.87	\$402.17	Weekly
4.0 CY, 1 time per week	\$164.04	\$10.85	\$65.74	\$240.63	\$261.75	\$16.62	\$519.00	Weekly
6.0 CY, 1 time per week	\$239.15	\$15.46	\$93.66	\$348.27	\$392.63	\$24.52	\$765.42	Weekly

TABLE 3 Debris Box per Load Rates

15 CY	\$235.90	\$20.37	\$123.26	\$379.53	\$226.52	\$19.93	\$625.98	Weekly to 1.515 T
20 CY	\$263.81	\$21.07	\$127.54	\$412.42	\$302.02	\$23.54	\$737.99	Per Pickup to 2.02 T
40 CY	\$437.65	\$31.34	\$189.73	\$658.72	\$604.05	\$41.70	\$1,304.47	Per Pickup to 4.04 T
Over-weight Charge					\$149.52		\$149.52	Per Ton over Limit

**EXHIBIT A: GARBERVILLE, HOLMES, FORTUNA, FERNDALE, WEOTT, MYERS FLAT AREAS FRANCHISE RATES
EFFECTIVE JULY 1, 2019**

TABLE 4 CONTAINER RENTAL COSTS

	Previous Rates		New Rates	
	Monthly	Weekly	Monthly	Weekly
1 YARD	\$19.82	\$7.39	\$20.58	\$7.68
2 YARD	\$24.79	\$7.39	\$25.75	\$7.68
3 YARD	\$24.79	\$7.39	\$25.75	\$7.68
4 YARD	\$29.80	\$7.39	\$30.95	\$7.68
6 YARD	\$34.66	\$7.39	\$36.00	\$7.68
15 YARD	\$37.15	\$19.82	\$38.59	\$20.58
20 YARD	\$49.55	\$24.79	\$51.46	\$25.75
40 YARD	\$49.55	\$24.79	\$51.46	\$25.75

TABLE 5 CHARGES FOR SPECIAL SERVICES

PER HOUR FOR ONE (1) MAN AND ONE (1) TRUCK:	\$56.86	WHICHEVER IS GREATER
PER CUBIC YARD PICKUP:	1.0 YD: \$30.30 PER YD, OR \$0.00 BASE, +	\$0.99
REINSTATEMENT OF SERVICE	\$25.00	
SPECIAL COLLECTION AFTER IMPROPER SET-OUT	\$46.97	
SPECIAL SERVICE FOR BULKY ITEMS & APPLIANCES: \$60.57 PER STOP, PLUS "PASS-THROUGH" COST OF DISPOSAL OR RECYCLING		

TABLE 5 RECYCLING SERVICE

\$4.87 per month

GARBERVILLE, HOLMES, FORTUNA, FERNDALE, WEOTT, MYERS FLAT AREAS

DISPOSAL RATES FOR VARIOUS CONTAINER SIZES

Size	Ton 1#/gal; 202#/yd	Redway Disposal Rate	Rate/container	Monthly Rate/ container	Rate/container with 9% fran. fee	Monthly rate/ container w 9%
20 Gallons	0.01	\$136.06	\$1.36	\$5.90	\$1.50	\$6.48
30 Gallons	0.015	\$136.06	\$2.04	\$8.84	\$2.24	\$9.72
40 Gallons	0.02	\$136.06	\$2.72	\$11.79	\$2.99	\$12.96
55 Gallons	0.0275	\$136.06	\$3.74	\$16.21	\$4.11	\$17.82
64 Gallons	0.032	\$136.06	\$4.35	\$18.87	\$4.78	\$20.73
90 Gallons	0.045	\$136.06	\$6.12	\$26.53	\$6.73	\$29.16
93 Gallons	0.0465	\$136.06	\$6.33	\$27.42	\$6.95	\$30.13
1.0 Cubic yard	0.101	\$136.06	\$13.74	\$59.55	\$15.10	\$65.44
1.5 Cubic Yards	0.1515	\$136.06	\$20.61	\$89.32	\$22.65	\$98.16
2.0 Cubic Yards	0.202	\$136.06	\$27.48	\$119.10	\$30.20	\$130.88
2.5 Cubic Yards	0.2525	\$136.06	\$34.36	\$148.87	\$37.75	\$163.60
3.0 Cubic Yards	0.303	\$136.06	\$41.23	\$178.65	\$45.30	\$196.32
4.0 Cubic Yards	0.404	\$136.06	\$54.97	\$238.20	\$60.40	\$261.75
5.0 Cubic Yards	0.505	\$136.06	\$68.71	\$297.74	\$75.51	\$327.19
6.0 Cubic Yards	0.606	\$136.06	\$82.45	\$357.29	\$90.61	\$392.63
10 Cubic Yards	1.01	\$136.06	\$137.42	\$595.49	\$151.01	\$654.38
12 Cubic Yards	1.212	\$136.06	\$164.90	\$714.59	\$181.21	\$785.26
14 Cubic Yards	1.414	\$136.06	\$192.39	\$833.68	\$211.42	\$916.14
15 Cubic Yards	1.515	\$136.06	\$206.13	\$893.23	\$226.52	\$981.58
18 Cubic yards	1.818	\$136.06	\$247.36	\$1,071.88	\$271.82	\$1,177.89
20 Cubic Yards	2.02	\$136.06	\$274.84	\$1,190.98	\$302.02	\$1,308.77
40 Cubic Yards	4.04	\$136.06	\$549.68	\$2,381.96	\$604.05	\$2,617.54

Per Pick up rates for one container

- 1.0 CY
- 2.0 CY
- 3.0 CY
- 4.0 CY
- 6.0 CY
- 15 CY
- 20 CY
- 40 CY

Recology Humboldt County
 Annual Rate Adjustment & Rate Application
Cost of Living Indices
 Rates to Become Effective July 1, 2019

Labor Escalating Costs

Employee Cost Indexes - Total Compensation, Private Industry, Union, Svc. Providing Industry

Series ID: CIU201S000000510I

Index:	December 2018	142.8	
Index:	December 2017	137.1	
		5.7	
Change in Index:		5.7	
% Change in Index		5.7 / 137.1	= 4.1575%

Factor for Labor Escalating Costs	1.0000 + 0.0416 =	1.0416
Weighted Average (Based on Base Rate Allocations)		0.3618

Fuel Escalating Costs

U.S. Department of Energy - Energy Information Administration - California On-Highway #2 Diesel Price

Index:	December 2018	3.858	
Index:	December 2017	3.559	
		0.299	
Change in Index:		0.299	
% Change in Index		0.299 / 3.559	= 8.4012%

Factor for Fuel Escalating Costs	1.0000 + 0.0840 =	1.0840
Weighted Average (Based on Base Rate Allocations)		0.0579

Other, N.O.S. Escalating Costs

Producer Price Index - Industry Data , Waste Collection

Series ID: PCU5621--5621--

Index:	December 2018	141.5	
Index:	December 2017	137.0	
		4.5	
Change in Index:		4.5	
% Change in Index		4.5 / 137	= 3.2847%

Factor for Other Escalating Costs	1.0000 + 0.0328 =	1.0328
Weighted Average (Based on Base Rate Allocations)		0.6189
Weighted Average Total - Applied to Base Rate and Processing		3.86%